
























Renaissance Junior Gold Cup 2016

Results are provisional as of 20:19 on October 28, 2016

Overall

Sailed: 11, Discards: 1, To count: 10, Entries: 41, Scoring system: Appendix A

Rank	Sail #	Nat	HelmName	Club	Sex	R1	R2	R3	R4	R5	R6	R7	R8	R9	R10	R11	Total	Nett
1st	ISV 642	 ISV	Mia Nicolosi		F	2.0	3.0	1.0	4.0	4.0	1.0	1.0	3.0	(27.0)	1.0	5.0	52.0	25.0
2nd	SUI 1801	 SUI	Adrian Surocca		M	1.0	8.0	3.0	6.0	9.0	7.0	6.0	(22.0)	4.0	8.0	9.0	83.0	61.0
3rd	IRL 1558	 IRL	Tom Higgins		M	7.0	14.0	4.0	1.0	1.0	4.0	2.0	12.0	(15.0)	15.0	11.0	86.0	71.0
4th	GER 1111	 GER	Roko Mohr		M	5.0	12.0	5.0	2.0	6.0	(15.0)	13.0	13.0	5.0	7.0	3.0	86.0	71.0
5th	URU 187	 URU	Santiago Pacheco		M	(42.0 DSQ)	11.0	9.0	7.0	8.0	2.0	14.0	18.0	2.0	4.0	4.0	121.0	79.0
6th	SWE 4677	 SWE	Marius Westerlind		M	3.0	7.0	2.0	10.0	10.0	12.0	(24.0)	15.0	3.0	20.0	2.0	108.0	84.0
7th	BER 1011	 BER	Ahzai Smith	RBYC	M	6.0	(23.0)	6.0	13.0	17.0	3.0	11.0	7.0	1.0	13.0	10.0	110.0	87.0
8th	GBR 6354	 GBR	Jamie Cook		M	13.0	21.0	19.0	8.0	2.0	5.0	4.0	1.0	8.0	10.0	(42.0 UFD)	133.0	91.0
9th	USA 19641	 USA	Colleen O'Brien		F	9.0	6.0	15.0	(21.0)	13.0	6.0	18.0	5.0	6.0	6.0	8.0	113.0	92.0
10th	DEN 8482	 DEN	Rebikka Johannesen		F	10.0	15.0	7.0	3.0	11.0	13.0	7.0	6.0	(20.0)	14.0	7.0	113.0	93.0
11th	NOR 3919	 NOR	Mathias Berthet		M	17.0	10.0	8.0	5.0	20.0	(21.0)	3.0	2.0	12.0	11.0	6.0	115.0	94.0
12th	DEN 8557	 DEN	Jens-Christian Dehn-Toftehoj		M	19.0	13.0	14.0	9.0	14.0	8.0	10.0	4.0	18.0	5.0	(42.0 UFD)	156.0	114.0
13th	BER 1224	 BER	Christian Ebbin	RBYC	M	4.0	9.0	22.0	27.0	5.0	22.0	16.0	8.0	(34.0)	9.0	1.0	157.0	123.0
14th	AUS 1684	 AUS	Blake Wilson		M	12.0	5.0	13.0	18.0	23.0	16.0	12.0	11.0	17.0	2.0	(42.0 UFD)	171.0	129.0
15th	ANT 1	 ANT	River Andrews		M	(42.0 OCS)	19.0	12.0	11.0	16.0	17.0	5.0	9.0	13.0	27.0	16.0	187.0	145.0
16th	ARG 3478	 ARG	Amparo Stupenengo Pefaur		F	8.0	16.0	17.0	14.0	22.0	20.0	8.0	17.0	9.0	16.0	(23.0)	170.0	147.0
17th	BER 1939	 BER	Jordan Etemadi	RBYC	M	(42.0 OCS)	1.0	24.0	15.0	3.0	10.0	25.0	21.0	7.0	12.0	42.0 UFD	202.0	160.0
18th	BER 1001	 BER	Micah Thomas Raynor	RBYC	M	26.0	(29.0)	10.0	20.0	7.0	9.0	15.0	14.0	25.0	26.0	12.0	193.0	164.0
19th	BER 1010	 BER	Sebastian Kempe	RBYC	M	14.0	2.0	20.0	(29.0)	25.0	25.0	20.0	23.0	14.0	17.0	14.0	203.0	174.0
20th	FIN 1108	 FIN	Ellen Ormio		F	11.0	(26.0)	23.0	12.0	18.0	23.0	19.0	16.0	23.0	18.0	15.0	204.0	178.0
21st	NZL 4558	 NZL	Joshua Hyde		M	23.0	(42.0 OCS)	21.0	16.0	19.0	18.0	9.0	19.0	16.0	24.0	20.0	227.0	185.0
22nd	BER 1205	 BER	Magnus Ringsted	RBYC	M	16.0	24.0	26.0	26.0	12.0	11.0	22.0	10.0	(40.0)	28.0	17.0	232.0	192.0
23rd	BER 1044	 BER	Aiden Lopes	RHADC	M	18.0	4.0	18.0	32.0	35.0	24.0	(39.0)	27.0	30.0	3.0	13.0	243.0	204.0

Rank	Sail #	Nat	HelmName	Club	Sex	R1	R2	R3	R4	R5	R6	R7	R8	R9	R10	R11	Total	Nett
24th	BER 1208		Jack Hildebrand	RBYC	M	20.0	25.0	29.0	17.0	15.0	14.0	17.0	25.0	(36.0)	32.0	21.0	251.0	215.0
25th	BER 2511		Leyli Walker	RBYC	F	15.0	18.0	11.0	33.0	29.0	35.0	31.0	28.0	(42.0 UFD)	19.0	22.0	283.0	241.0
26th	BER 1101		Jacob Pimentel	RHADC	M	27.0	22.0	27.0	22.0	24.0	29.0	26.0	20.0	(38.0)	29.0	19.0	283.0	245.0
27th	BER 2001		Rian Geraghty- McDonnell	RBYC	M	(42.0 OCS)	20.0	16.0	23.0	26.0	27.0	23.0	24.0	26.0	21.0	42.0 UFD	290.0	248.0
28th	BER 1099		Nicholas Bridges	RHADC	M	30.0	32.0	(33.0)	25.0	27.0	26.0	21.0	30.0	28.0	25.0	18.0	295.0	262.0
29th	BER 428		Christopher Adderley	RBYC	M	25.0	28.0	35.0	19.0	21.0	19.0	28.0	34.0	(37.0)	35.0	27.0	308.0	271.0
30th	ITA 1004		Ubaldo Bruni	RBYC	M	22.0	27.0	25.0	24.0	28.0	28.0	27.0	31.0	39.0	33.0	(42.0 DSQ)	326.0	284.0
31st	BER 1008		Thomas Evans	RBYC	M	(42.0 OCS)	34.0	28.0	35.0	33.0	31.0	32.0	26.0	10.0	30.0	29.0	330.0	288.0
32nd	BER 1042		Genevieve Lau	RBYC	F	33.0	30.0	32.0	31.0	32.0	32.0	30.0	(35.0)	21.0	31.0	25.0	332.0	297.0
33rd	BER 1018		Peter Komposch	RBYC	M	21.0	(38.0)	36.0	36.0	34.0	38.0	36.0	33.0	11.0	36.0	28.0	347.0	309.0
34th	BER 1129		Laura Hupman	RBYC	F	24.0	35.0	34.0	37.0	(38.0)	36.0	38.0	37.0	22.0	22.0	26.0	349.0	311.0
35th	BER 1226		Nicole Stovell	RBYC	F	29.0	33.0	31.0	28.0	(40.0)	33.0	33.0	29.0	35.0	37.0	24.0	352.0	312.0
36th	BER 1115		Cole Summers	RBYC	M	31.0	31.0	38.0	30.0	30.0	34.0	37.0	39.0	29.0	(40.0)	30.0	369.0	329.0
37th	BER 1600		Jack Roberts	RHADC	M	32.0	37.0	37.0	38.0	31.0	30.0	34.0	(42.0 OCS)	19.0	41.0	33.0	374.0	332.0
38th	BER 1027		Skye Oliveira	RBYC	F	28.0	36.0	30.0	34.0	37.0	37.0	35.0	32.0	31.0	(38.0)	32.0	370.0	332.0
39th	BER 1117		Fiachra McDonnell	RBYC	M	(42.0 OCS)	17.0	40.0	42.0 DNS	36.0	39.0	29.0	36.0	33.0	23.0	42.0 UFD	379.0	337.0
40th	BER 1121		Jacob Hodder	RHADC	M	35.0	39.0	39.0	(42.0 DNF)	41.0	40.0	40.0	38.0	32.0	34.0	34.0	414.0	372.0
41st	BER 1056		Gianni Santucci	RHADC	M	34.0	40.0	41.0	(42.0 DNF)	39.0	41.0	42.0 DNC	42.0 DNC	24.0	39.0	31.0	415.0	373.0

Race 1: URU DSQ under Rule 11.
Race 11: ITA DSQ for failing to sail the course.

Scoring codes used

Code	Description	Points
DNC	Did not come to the starting area	42
DNF	Started but did not finish	42
DNS	Came to the start area but did not start	42
DSQ	Disqualification	42
OCS	On course side at start or broke rule 30.1	42
UFD	Disqualification	42